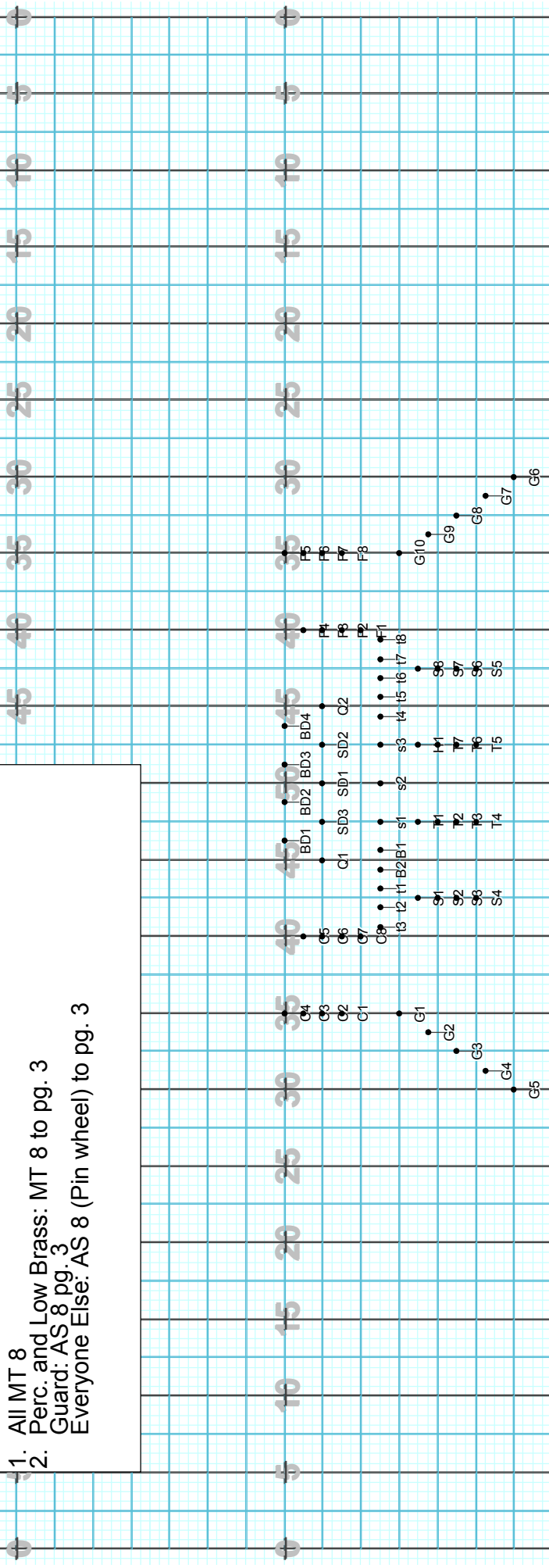


Soul Finger
 pg. 2
 m. 9-12
 cts. 16

1. All MT 8
2. Perc. and Low Brass: MT 8 to pg. 3
 Guard: AS 8 pg. 3
 Everyone Else: AS 8 (Pin wheel) to pg. 3



Soul Finger

pg. 3

m. 13-18

24cts.

1. All MT 8
2. Guard, Trpt, Horn, Sax: AS 16 to pg. 4
Everyone Else: MT 8 (to allow trumpets to clear), AS 8 to pg. 4

Soul Finger

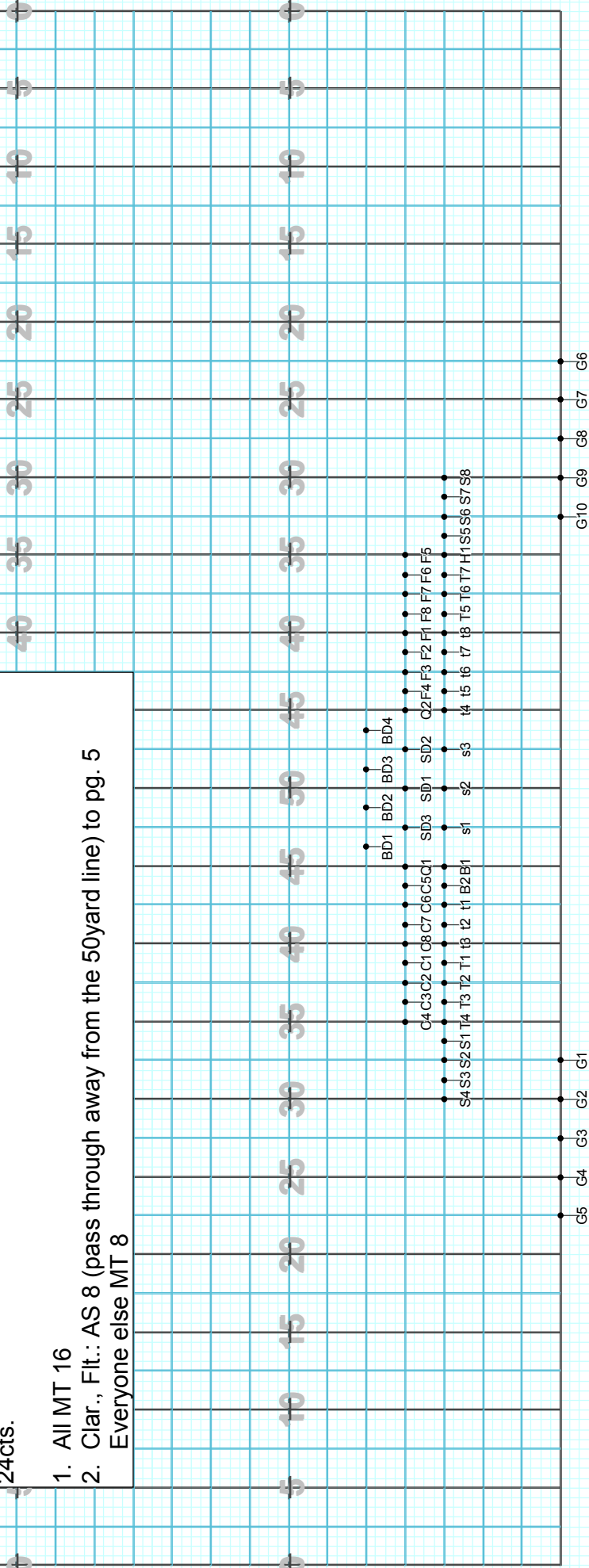
pg. 4

m. 19-24

24cts.

1. All MT 16

2. Clar., Flt.: AS 8 (pass through away from the 50yard line) to pg. 5
Everyone else MT 8



Director Viewpoint

Soul Finger

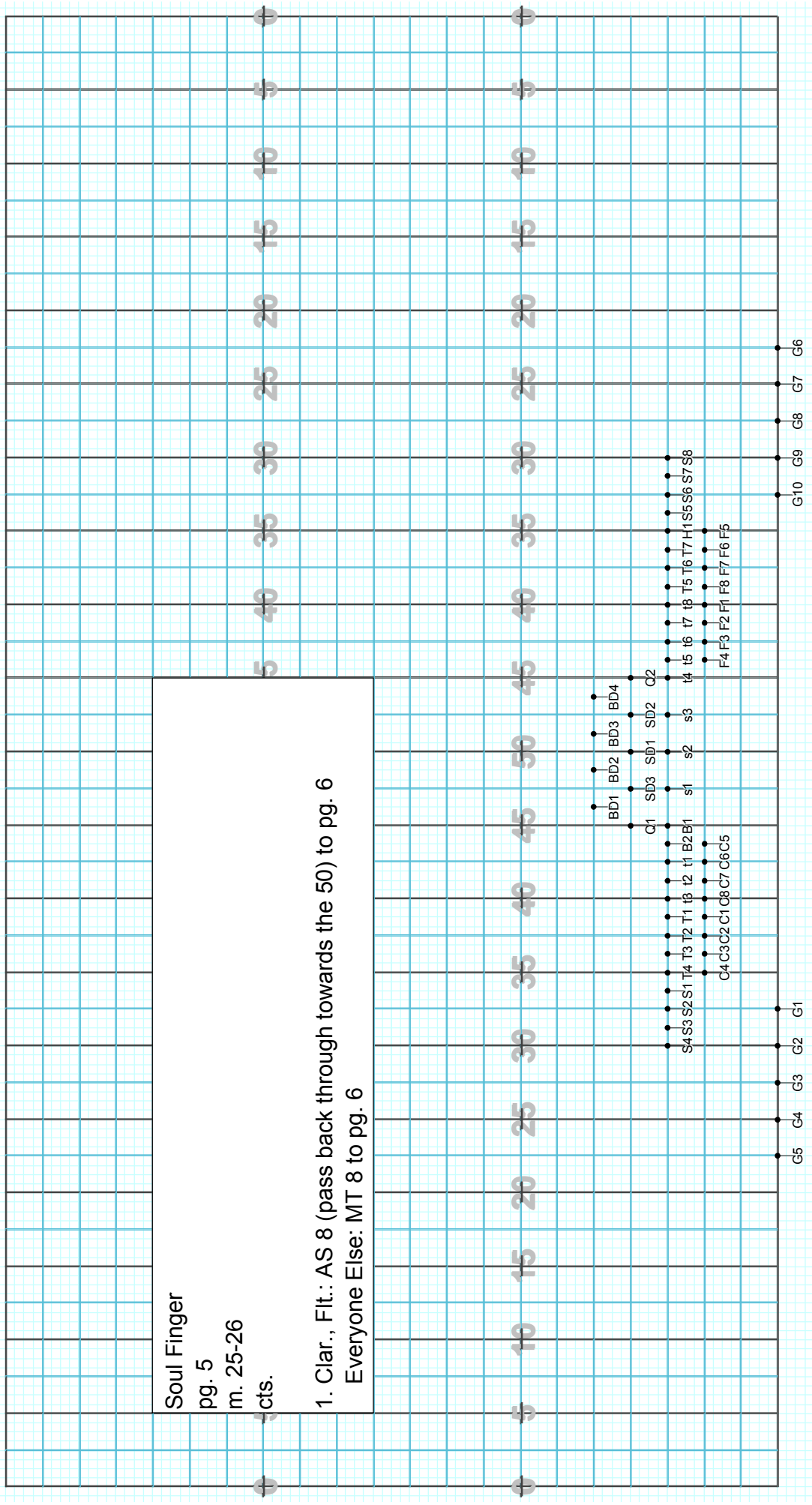
pg. 5

m. 25-26

cts.

1. Clar., Flt.: AS 8 (pass back through towards the 50) to pg. 6

Everyone Else: MT 8 to pg. 6

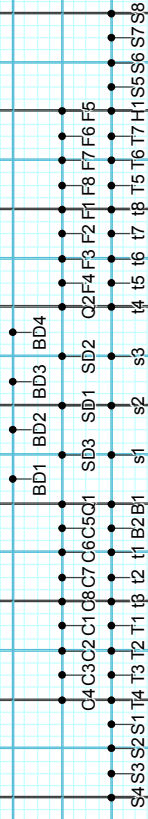


Director Viewpoint

Soul Finger

pg. 6
m. 27-30
16 cts.

1. Perc. MT 8, AS 8 to pg. 7 (to allow woodwinds to pass behind)
Everyone Else: AS 16 to pg. 7



G5 G4 G3 G2 G1

G10 G9 G8 G7 G6

Director Viewpoint

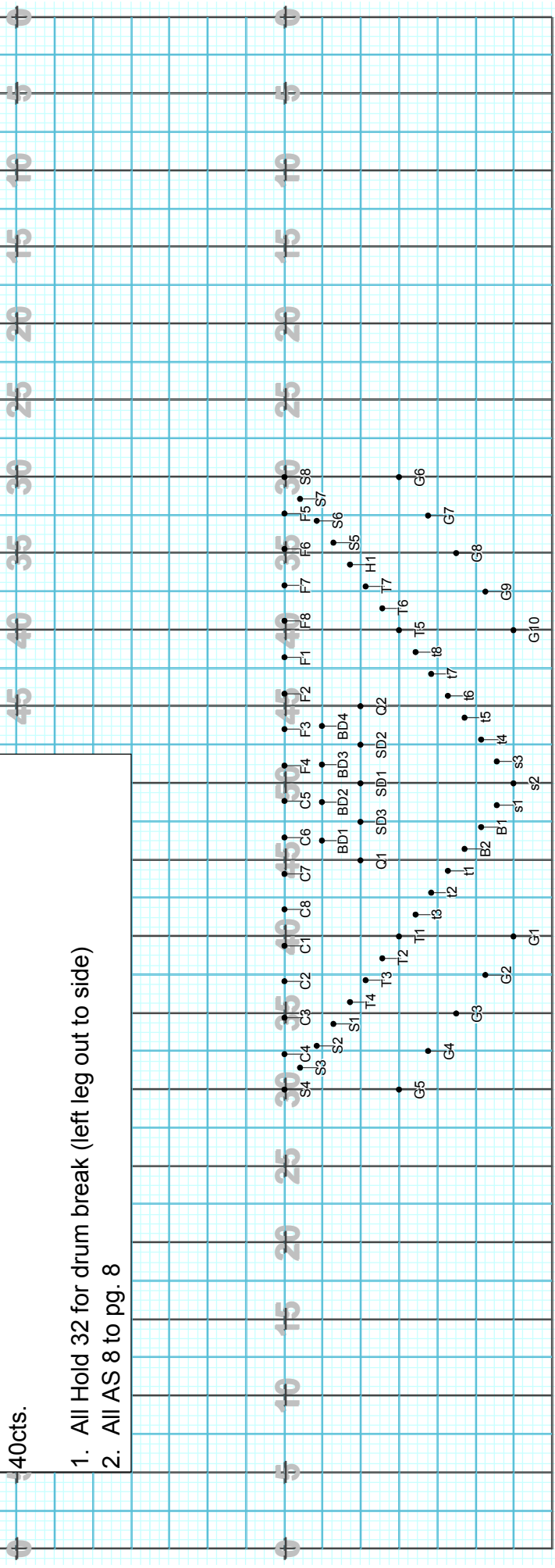
Soul Finger

pg. 7

m. 31-40

40cts.

1. All Hold 32 for drum break (left leg out to side)
2. All AS 8 to pg. 8



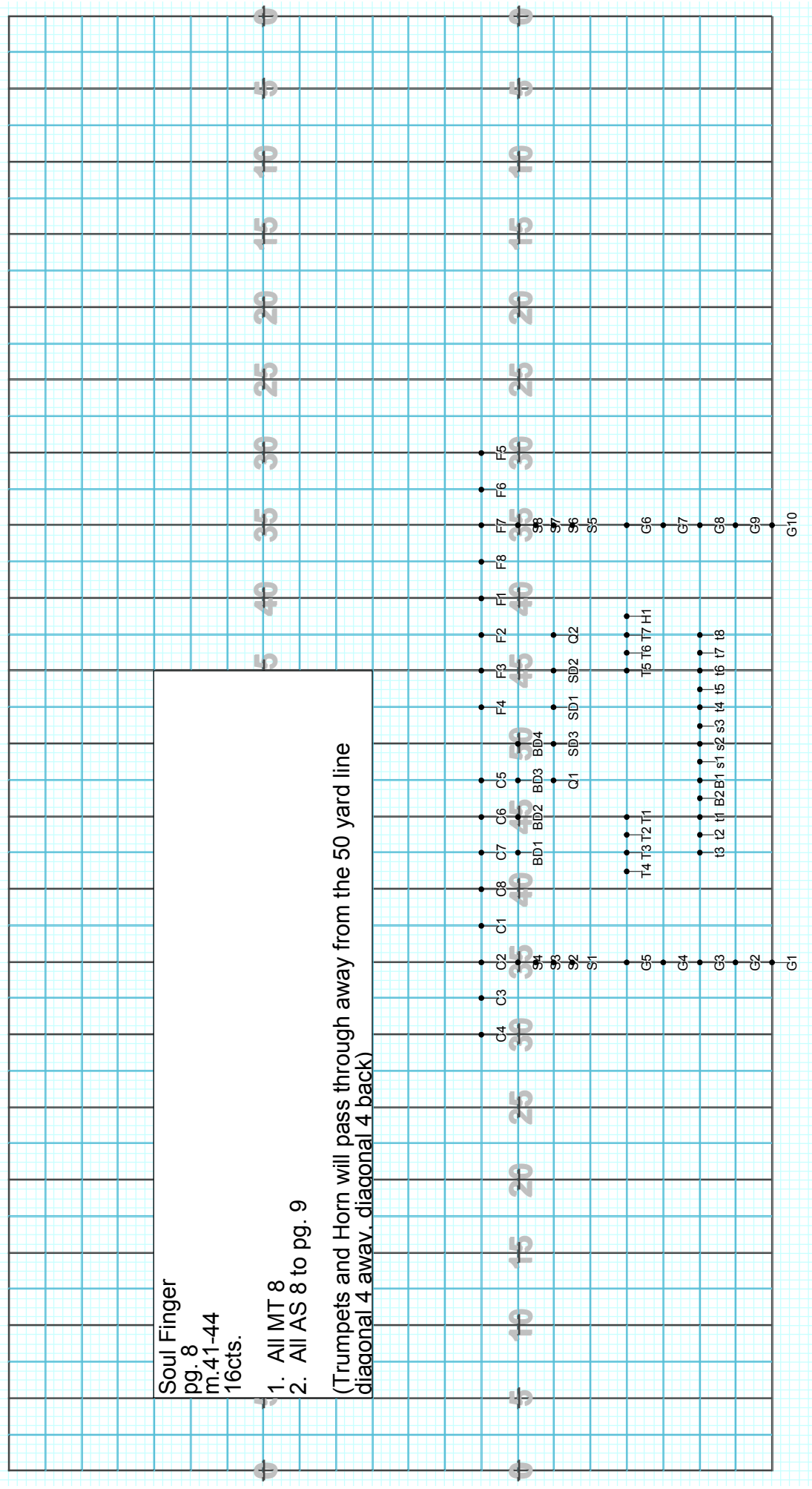
Director Viewpoint

Soul Finger

pg. 8
m. 41-44
16cts.

1. All MT 8
2. All AS 8 to pg. 9

(Trumpets and Horn will pass through away from the 50 yard line diagonal 4 away, diagonal 4 back)



Director Viewpoint

Soul Finger

pg. 9
m. 45-46
8cts.

1. Trpt., Horn, Sax, Guard: AS 8 to pg. 10
Everyone Else: MT 8 to pg. 10

(Low Brass will MT for the rest of the song!! Yeah Mark Time!!!)

The grid contains the following elements:

- Columns:** Labeled 5, 10, 15, 20, 25, 30, 35, 40, 45, 50, 55, 60, 65, 70, 75, 80, 85, 90, 95, 100.
- Rows:** Labeled G1, G2, G3, G4, G5, S1, S2, S3, S4, S5, T1, T2, T3, T4, B1, B2, B3, B4, Q1, Q2, F1, F2, F3, F4, F5, F6, F7, F8, C1, C2, C3, C4, C5, C6, C7, C8, G6, G7, G8, G9, G10.
- White Box:** Contains text: "Soul Finger", "pg. 9", "m. 45-46", "8cts.", "1. Trpt., Horn, Sax, Guard: AS 8 to pg. 10", "Everyone Else: MT 8 to pg. 10", "(Low Brass will MT for the rest of the song!! Yeah Mark Time!!!)".
- Instrument Abbreviations:**
 - Row G1: G1, G2, G3, G4, G5
 - Row S1: S1, S2, S3, S4, S5
 - Row T1: T1, T2, T3, T4
 - Row B1: B1, B2, B3, B4
 - Row Q1: Q1, Q2
 - Row F1: F1, F2, F3, F4, F5, F6, F7, F8
 - Row C1: C1, C2, C3, C4, C5, C6, C7, C8
 - Row G6: G6, G7, G8, G9, G10

Director Viewpoint

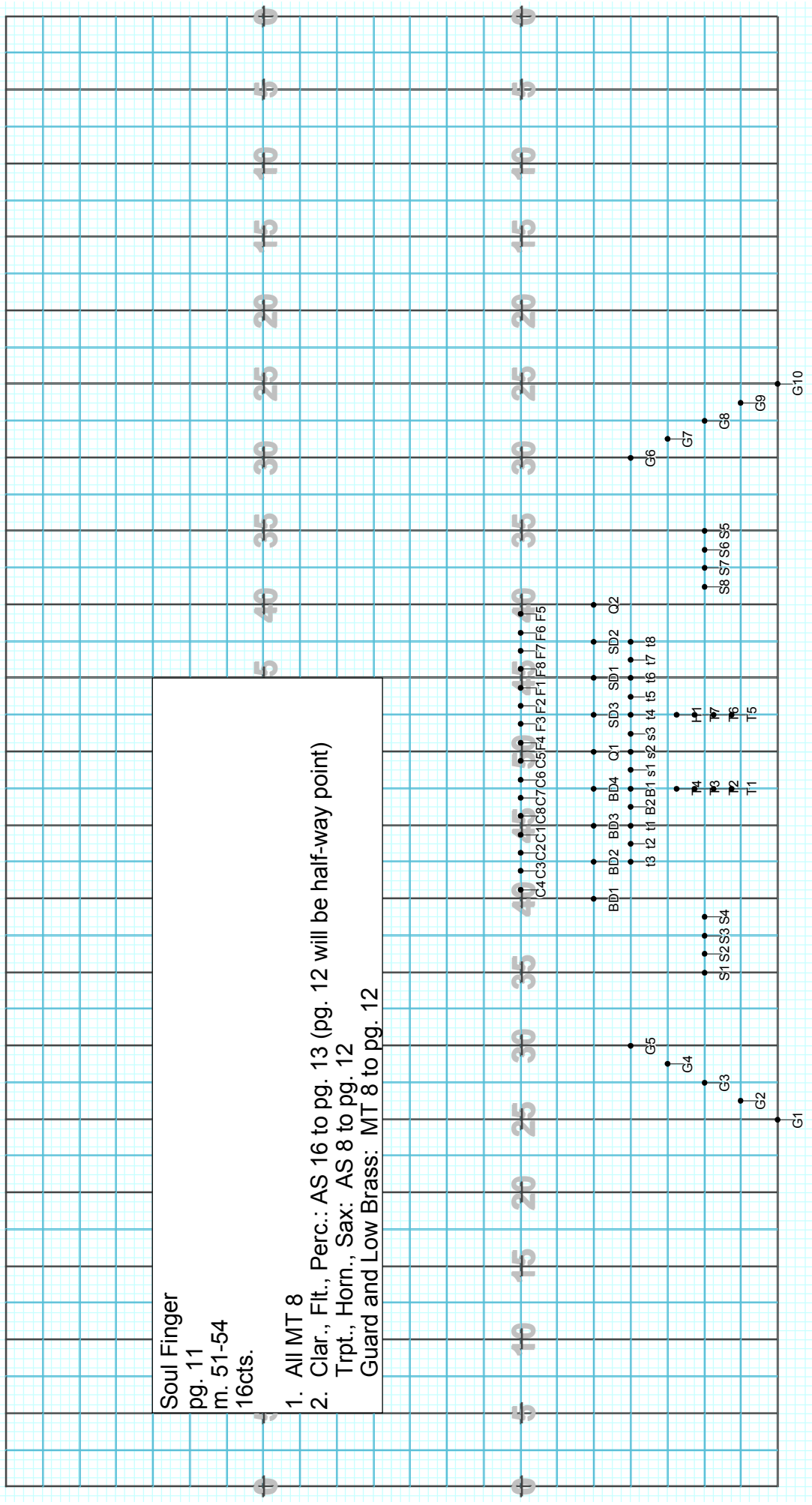
Soul Finger
 pg. 10
 m. 47-50
 16cts.

1. All MT 8
2. Sax, Trpt., Horn: AS 8 (pinwheel) to pg. 11
 Perc., Clar., Flt.: AS 8 to pg. 11
 Guard and Low Brass: MT 8 to pg. 11

Director Viewpoint

Soul Finger
pg. 11
m. 51-54
16cts.

1. All MT 8
2. Clar., Flt., Perc.: AS 16 to pg. 13 (pg. 12 will be half-way point)
Trpt., Horn., Sax: AS 8 to pg. 12
Guard and Low Brass: MT 8 to pg. 12



Director Viewpoint

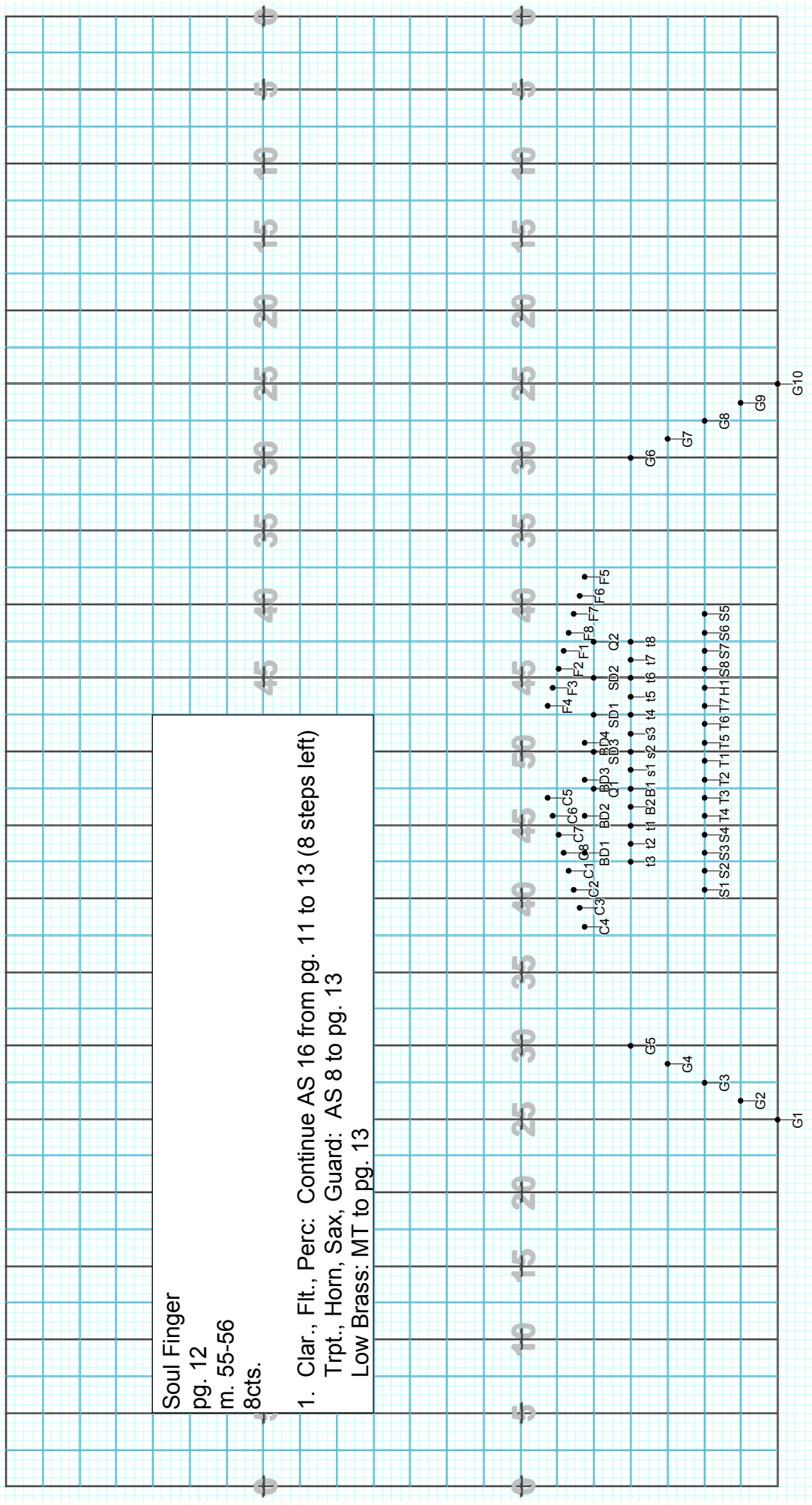
Soul Finger

pg. 12

m. 55-56

8cts.

- 1. Clar., Flt., Perc: Continue AS 16 from pg. 11 to 13 (8 steps left)
- Trpt., Horn, Sax, Guard: AS 8 to pg. 13
- Low Brass: MT to pg. 13



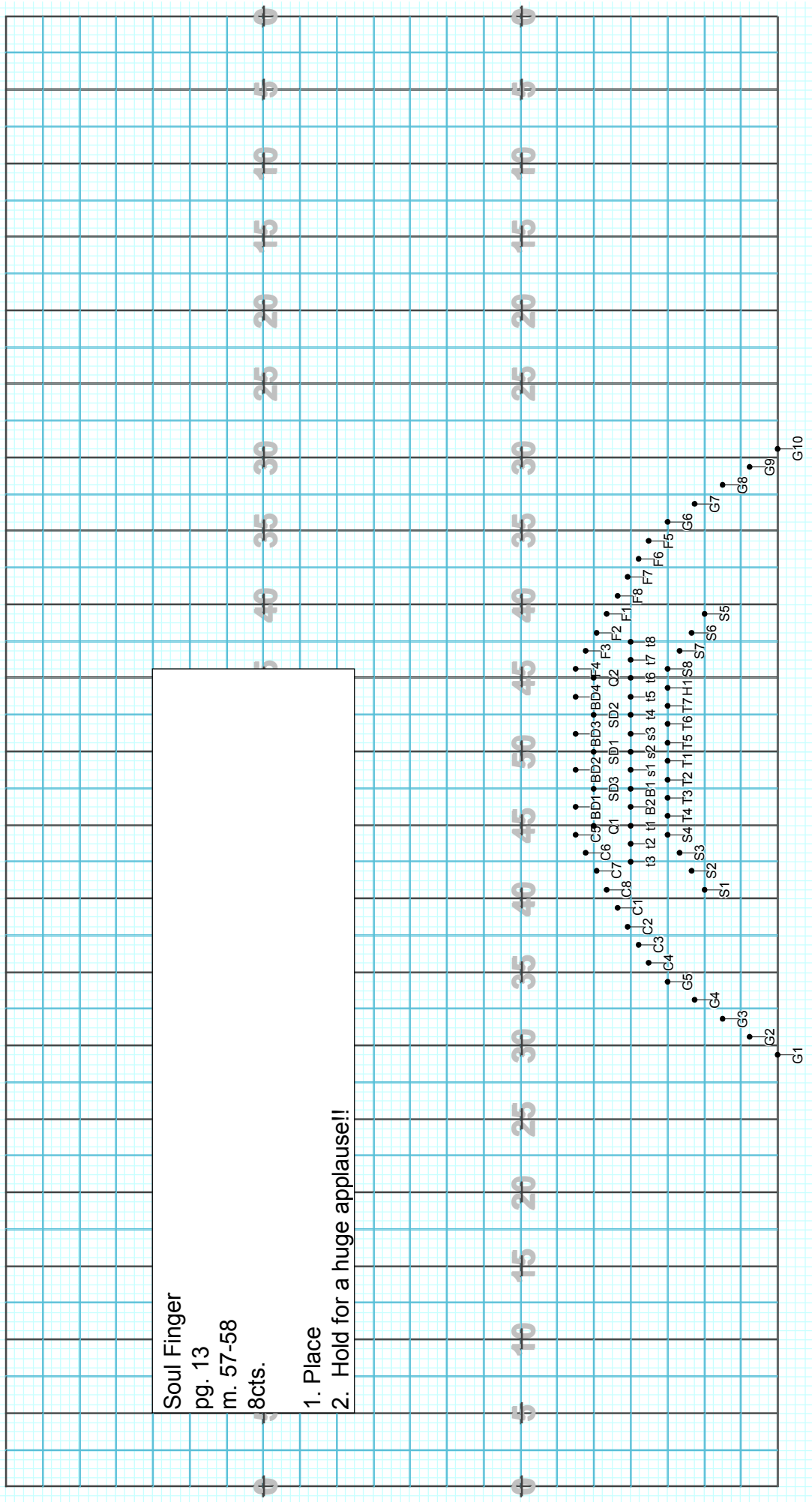
Soul Finger

pg. 13

m. 57-58

8cts.

1. Place
2. Hold for a huge applause!!



Director Viewpoint